


<b>(1)(a) STATEMENT SHOWING SHAREHOLDING PATTERN IN CLAUSE-35</b>			
<b>NAME OF THE COMPANY: SURYALAKSHMI COTTON MILLS LIMITED</b>			
<b>SCRIP CODE:</b>	<b>521200</b>	<b>Name of the Scrip: SURYALAKSHMI COTTON MILLS LIMITED</b>	
<b>Class of Security:</b>	<b>EQUITY</b>		
<b>QUARTER ENDED:</b>	<b>31/12/2014</b>		
<b>Partly paid-up shares</b>	<b>No. of partly paid-up shares</b>	<b>As a % of total no. of partly paid-up shares</b>	<b>As a % of total no. of shares of the Company.</b>
Held by promoter/promoter group	0	0	0
Held by Public	0	0	0
<b>Total:</b>	<b>0</b>	<b>0</b>	<b>0</b>
<b>Outstanding convertible securities:</b>	<b>No. of outstanding securities</b>	<b>As a % of total no. of outstanding convertible securities.</b>	<b>As a % of total no. of shares of the Company assuming full conversion of the convertible securities</b>
Held by promoter/promoter group	0	0	0
Held by Public	0	0	0
<b>Total:</b>	<b>0</b>	<b>0</b>	<b>0</b>
<b>Warrants:</b>	<b>No. of warrants</b>	<b>As a % of total no. of warrants</b>	<b>As a % of total no. of shares of the Company, assuming full conversion of warrants</b>
Held by promoter/promoter group	0	0	0
Held by Public	0	0	0
<b>Total:</b>	<b>0</b>	<b>0</b>	<b>0</b>
<b>Total paid-up capital of the Company, assuming full conversion of warrants and convertible securities</b>	<b>16672290</b>	<b>0</b>	<b>100.00</b>

  
*[Handwritten Signature]*


CATEGORY CODE	CATEGORY OF SHAREHOLDER	NO OF SHAREHOLDERS	TOTAL NUMBER OF SHARES	NO OF SHARES HELD IN DEMATERIALIZED FORM	TOTAL SHAREHOLDING AS A % OF TOTAL NO OF SHARES		SHARES PLEDGE OR OTHERWISE ENCUMBERED	
					AS a PERCENTAGE of (A+B)	As a PERCENTAGE of (A+B+C)	NUMBER OF SHARES	AS a PERCENTAGE (IX)=(VIII)/(IV)*100
(I)	(II)	(III)	(IV)	(V)	(VI)	(VII)	(VIII)	(IX)=(VIII)/(IV)*100
<b>(A)</b>	<b>PROMOTER AND PROMOTER GROUP</b>							
(1)	INDIAN							
(a)	Individual /HUF	9	9326889	9326889	55.94	55.94	640665	6.87
(b)	Central Government/State Government(s)	0	0	0	0.00	0.00	0	0.00
(c)	Bodies Corporate	0	0	0	0.00	0.00	0	0.00
(d)	Financial Institutions / Banks	0	0	0	0.00	0.00	0	0.00
(e)	Others	0	0	0	0.00	0.00	0	0.00
	<b>Sub-Total A(1) :</b>	<b>9</b>	<b>9326889</b>	<b>9326889</b>	<b>55.94</b>	<b>55.94</b>	<b>640665</b>	<b>6.87</b>
(2)	FOREIGN							
(a)	Individuals (NRIs/Foreign Individuals)	0	0	0	0.00	0.00	0	0.00
(b)	Bodies Corporate	0	0	0	0.00	0.00	0	0.00
(c)	Institutions	0	0	0	0.00	0.00	0	0.00
(d)	Qualified Foreign Investor	0	0	0	0.00	0.00	0	0.00
(e)	Others	0	0	0	0.00	0.00	0	0.00
	<b>Sub-Total A(2) :</b>	<b>0</b>	<b>0</b>	<b>0</b>	<b>0.00</b>	<b>0.00</b>	<b>0</b>	<b>0.00</b>
	<b>Total A=A(1)+A(2)</b>	<b>9</b>	<b>9326889</b>	<b>9326889</b>	<b>55.94</b>	<b>55.94</b>	<b>640665</b>	<b>6.87</b>
<b>(B)</b>	<b>PUBLIC SHAREHOLDING</b>							
(1)	INSTITUTIONS							
(a)	Mutual Funds /UTI	1	2800	0	0.02	0.02		
(b)	Financial Institutions /Banks	2	67266	67266	0.40	0.40		
(c)	Central Government / State Government(s)	0	0	0	0.00	0.00		
(d)	Venture Capital Funds	0	0	0	0.00	0.00		
(e)	Insurance Companies	0	0	0	0.00	0.00		
(f)	Foreign Institutional Investors	0	0	0	0.00	0.00		
(g)	Foreign Venture Capital Investors	0	0	0	0.00	0.00		
(h)	Qualified Foreign Investor	0	0	0	0.00	0.00		
(i)	Others	0	0	0	0.00	0.00		
	<b>Sub-Total B(1) :</b>	<b>3</b>	<b>70066</b>	<b>67266</b>	<b>0.42</b>	<b>0.42</b>		

*Ambarbe*

CATEGORY CODE	CATEGORY OF SHAREHOLDER	NO OF SHAREHOLDERS	TOTAL NUMBER OF SHARES	NO OF SHARES HELD IN DEMATERIALIZED FORM	TOTAL SHAREHOLDING AS A % OF TOTAL NO OF SHARES		SHARES PLEDGE OR OTHERWISE ENCUMBERED	
					AS a PERCENTAGE of (A+B)	As a PERCENTAGE of (A+B+C)	NUMBER OF SHARES	AS a PERCENTAGE
(I)	(II)	(III)	(IV)	(V)	(VI)	(VII)	(VIII)	(IX)=(VIII)/(IV)*100
(2)	NON-INSTITUTIONS							
(a)	Bodies Corporate	240	1087453	1087387	6.52	6.52		
(b)	Individuals							
	(i) Individuals holding nominal share capital upto Rs.1 lakh	5944	2527793	2380420	15.16	15.16		
	(ii) Individuals holding nominal share capital in excess of Rs.1 lakh	61	3597982	3597982	21.58	21.58		
(c)	Others							
	NON RESIDENT INDIANS	53	55971	55971	0.34	0.34		
	CLEARING MEMBERS	25	6136	6136	0.04	0.04		
(d)	Qualified Foreign Investor	0	0	0	0.00	0.00		
	Sub-Total B(2) :	6323	7275335	7127896	43.64	43.64		
	Total B=B(1)+B(2) :	6326	7345401	7195162	44.06	44.06		
	Total (A+B) :	6335	16672290	16522051	100.00	100.00		
(C)	Shares held by custodians, against which Depository Receipts have been issued							
(1)	Promoter and Promoter Group							
(2)	Public	0	0	0	0.00	0.00		
	<b>GRAND TOTAL (A+B+C) :</b>	<b>6335</b>	<b>16672290</b>	<b>16522051</b>	<b>100.00</b>	<b>0.00</b>	<b>640665</b>	<b>3.84</b>

A handwritten signature in black ink is written over a circular stamp. The stamp contains the text 'SINGAPORE' at the top, '1965' at the bottom, and a star in the center. The signature is written in a cursive style across the stamp.

(i)(b) Statement showing holding of securities (including shares, warrants, convertible securities) of persons belonging to the category "Promoter and Promoter Group"											
Sr.No	Name of the Shareholder	Details of Shares held		Encumbered shares (*)			Details of Warrants		Details of convertible securities		Total Shares (including underlying shares assuming full conversion of warrants and convertible securities) as a % of diluted share capital
		No. of Shares held	As a % of grand total (A)+(B)+(C)	Pledge Shares	AS a percentage	AS a % of grand total (A) + (B) + (C) of sub-clause (i)(a)	Number of warrants held	As a % total number of warrants of the same class	Number of convertible securities held	As a % total number of convertible securities of the same class	
(I)	(II)	(III)	(IV)	(V)	(VI)=(V)/(III)*100	(VII)	(VIII)	(IX)	(X)	(XI)	(XII)
1	SATYABHAMA BAI	3023032	18.13	500000	16.54	3.00	0	0.00	0	0.00	18.13
2	PARITOSH AGARWAL	1478472	8.87	0	0.00	0.00	0	0.00	0	0.00	8.87
3	L. N. AGARWAL	1364516	8.18	140665	10.31	0.84	0	0.00	0	0.00	8.18
4	VEDANTH AGARWAL	1065356	6.39	0	0.00	0.00	0	0.00	0	0.00	6.39
5	PADMINI AGARWAL	918170	5.51	0	0.00	0.00	0	0.00	0	0.00	5.51
6	APARNA AGARWAL	651808	3.91	0	0.00	0.00	0	0.00	0	0.00	3.91
7	LAKSHMI NARAYAN AGARWAL	401890	2.41	0	0.00	0.00	0	0.00	0	0.00	2.41
8	L N AGARWAL	370000	2.22	0	0.00	0.00	0	0.00	0	0.00	2.22
9	PADMINI AGARWAL	53645	0.32	0	0.00	0.00	0	0.00	0	0.00	0.32
<b>TOTAL :</b>		<b>9326889</b>	<b>55.94</b>	<b>640665</b>	<b>6.87</b>	<b>3.84</b>	<b>0</b>	<b>0.00</b>	<b>0</b>	<b>0.00</b>	<b>55.94</b>




(i)(c)(i) Statement showing holding of securities (including shares, warrants, convertible securities) of persons belonging to the category "Public" and holding more than 1% of the total number of shares								
Sr.No.	Name of the shareholder	Number of shares held	Shares as a percentage of total number of shares (i.e., Grant total (A)+(B)+(C) indicated in Statement at para (i)(a) above}	Details of warrants		Details of convertible securities		Total shares (including underlying shares assuming full conversion of warrants and convertible securities) as a % of diluted share capital)
				Number of warrants held	As a % total number of warrants of the same class	Number of convertible securities held	% w.r.t total number of convertible securities of the same class	
1	SHAILESH MULCHAND SAVLA	1600000	9.60	0	0.00	0	0.00	9.60
2	SWADESHI TUBES LTD	350000	2.10	0	0.00	0	0.00	2.10
3	VINODCHANDRA MANSUKHLAL PAREKH	311441	1.87	0	0.00	0	0.00	1.87
	<b>TOTAL :</b>	<b>2261441</b>	<b>13.57</b>	<b>0</b>	<b>0.00</b>	<b>0</b>	<b>0.00</b>	<b>13.56</b>

Handwritten signature and circular stamp of SPMI COTTO MILLS LTD. The stamp contains the text "SPMI COTTO MILLS LTD" and "SFC 1903".

(I)(c)(ii) Statement showing holding of securities (including shares, warrants, convertible securities) of persons (together with PAC) belonging to the category "Public" and holding more than 5% of the total number of shares of the company								
Sr.No.	Name(s) of the shareholder(s) and the Persons Acting in Concert (PAC) with	Number of shares held	Shares as a percentage of total number of shares (i.e., Grant total (A)+(B)+(C) indicated in Statement at para (I)(a) above)	Details of warrants		Details of convertible securities		Total shares (including underlying shares assuming full conversion of warrants and convertible securities) as a % of diluted share capital)
				Number of warrants held	As a % total number of warrants of the same class	Number of convertible securities held	% w.r.t total number of convertible securities of the same class	
1	SHAILESH MULCHAND SAVLA	1600000	9.60	0	0.00	0	0.00	9.60
<b>TOTAL :</b>		<b>1600000</b>	<b>9.60</b>	<b>0</b>	<b>0.00</b>	<b>0</b>	<b>0.00</b>	<b>9.60</b>

(I)(d) STATEMENT SHOWING DETAILS OF LOCKED-IN SHARES"				
Sr.No.	Name of the shareholder	Number of locked-in shares	Locked-in shares as a (%) percentage of total number of shares (i.e, Grand Total (A)+(B)+(C) Indicated in Statement at para (I)(a) above}	Promoter/Promoter Group/Public
1	SHAILESH MULCHAND SAVLA	1600000	9.60	PUBLIC
2	SATYABHAMA BAI	442200	2.65	PROMOTER/PROMOTER GROUP
3	PARITOSH AGARWAL	220200	1.32	PROMOTER/PROMOTER GROUP
4	L. N. AGARWAL	199600	1.20	PROMOTER/PROMOTER GROUP
5	VEDANTH AGARWAL	155850	0.93	PROMOTER/PROMOTER GROUP
6	PADMINI AGARWAL	142150	0.85	PROMOTER/PROMOTER GROUP
7	JAYESH NAVNITLAL SHAH	75000	0.45	PUBLIC
8	PAULOMI KETAN DÖSHI	68000	0.41	PUBLIC
9	RUPAL PIYUSH AVLANI	67000	0.40	PUBLIC
10	BINDU JAYESH SHAH	60000	0.36	PUBLIC
11	SAMEER HARSHAD PAREKH	35000	0.21	PUBLIC
12	HARSHAD TARACHAND PAREKH	35000	0.21	PUBLIC
13	MEENA PRAFUL DALAL	30000	0.18	PUBLIC
14	KUMASH MUKESH DESAI	30000	0.18	PUBLIC
15	PARUL SUNDIP MEHTA	30000	0.18	PUBLIC
16	ROOPAL BHAVESH DESAI	30000	0.18	PUBLIC
17	AMIT TANSUKHLAL DHANKI	30000	0.18	PUBLIC
18	RIZWAN RAFIQUE SHAIKH	30000	0.18	PUBLIC
19	YOGESH PARAS BATHIA	30000	0.18	PUBLIC
	<b>TOTAL :</b>	<b>3310000</b>	<b>19.85</b>	

  
 Registrar of Companies  
 Mumbai

(II)(a) STATEMENT SHOWING DETAILS OF DEPOSITORY RECEIPTS (DRS)				
Sr.No.	Type of outstanding DR (ADRs,GDRs,SDRs,etc.)	Number of outstanding DRs	Number of shares underlying outstanding DRs	Shares underlying outstanding DRs as a percentage of total number of shares (i.e., Grand Total (A)+(B)+(C) indicated in Statement at Para(I)(a) above}
	<b>TOTAL :</b>	0	0	0



(II)(b)	Statement showing Holding of Depository Receipts (DRs), where underlying shares held by "Promoter/Promoter group" are in excess of 1% of the total number shares.			
Sr.No.	Name of the DR Holder	Type of outstanding DR (ADRs,GDRs,SDRs, etc.)	Number of shares underlying outstanding DRs	Shares underlying outstanding DRs as a percentage of total number of shares {i.e., Grand Total (A)+(B)+(C) indicated in Statement at para(I)(a) above}
TOTAL :			0	0